




CENSUS OF INDIA 2011

RELEASE OF  
**PRIMARY CENSUS ABSTRACT**  
DATA HIGHLIGHTS

**Dr. C. CHANDRAMOULI**  
REGISTRAR GENERAL & CENSUS COMMISSIONER, INDIA  
MINISTRY OF HOME AFFAIRS  
30<sup>TH</sup> APRIL 2013

**Scheduled Caste (SC)  
&  
Scheduled Tribe (ST)**

# SCs/STs in India – 2011

- Scheduled Castes are notified in 31 States/UTs of India and Scheduled Tribes in 30 States
  - There are altogether 1,241 individual ethnic groups, etc. notified as Scheduled Castes in different States/UTs
  - Number of individual ethnic groups, etc. notified as Scheduled Tribes is 705
  - There has been some changes in the List of SCs/STs in States/ UTs during the last decade
- 

# Population of SCs

## India : 2011

*(in million)*

	2001	2011	Variation (%)
Persons	166.6	201.4	+20.8 %
Males	86.1	103.5	+20.3 %
Females	80.5	97.9	+21.5 %

# Population of STs India : 2011

*(in million)*

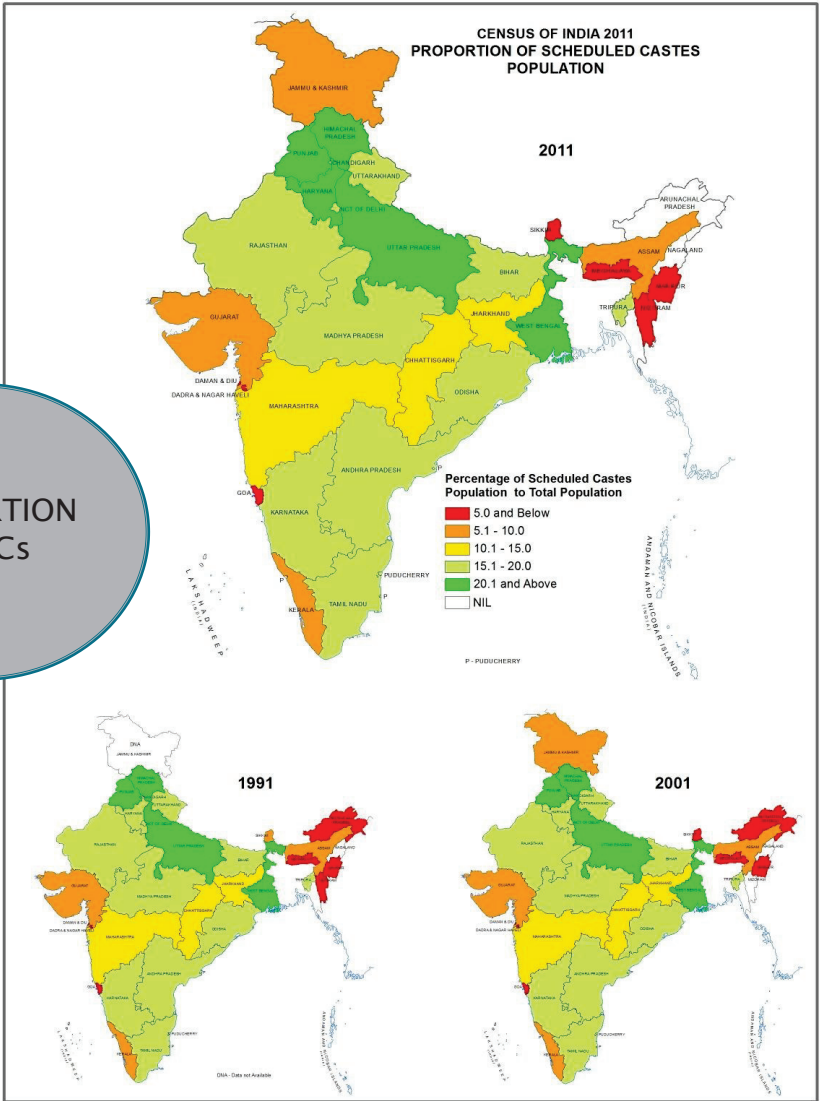
Sex	2001	2011	Variation (%)
Persons	84.3	104.3	+23.7 %
Males	42.6	52.4	+22.9 %
Females	41.7	51.9	+24.4 %

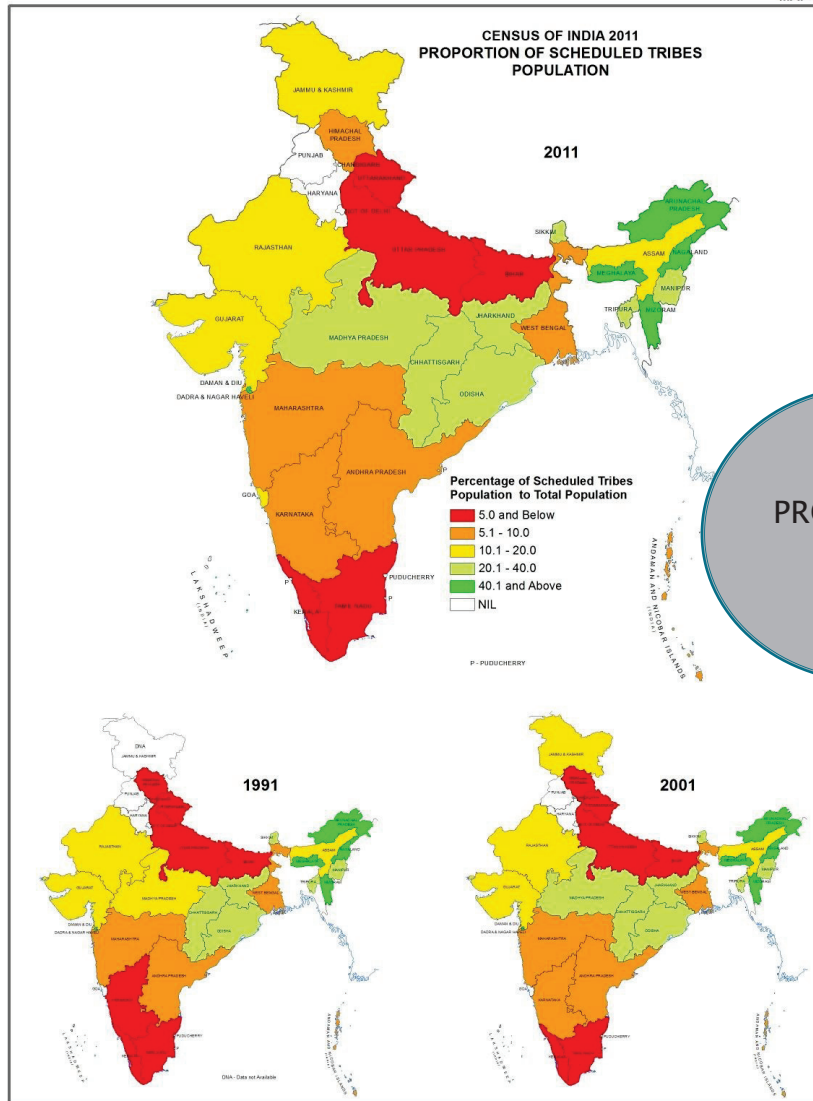
# Proportion of SC/ST Population India – 2001, 2011

(In %)

	Proportion of SCs		Proportion of STs	
	2001	2011	2001	2011
Total	16.2	16.6	8.2	8.6
Rural	17.9	18.5	10.4	11.3
Urban	11.8	12.6	2.4	2.8

PROPORTION OF SCs

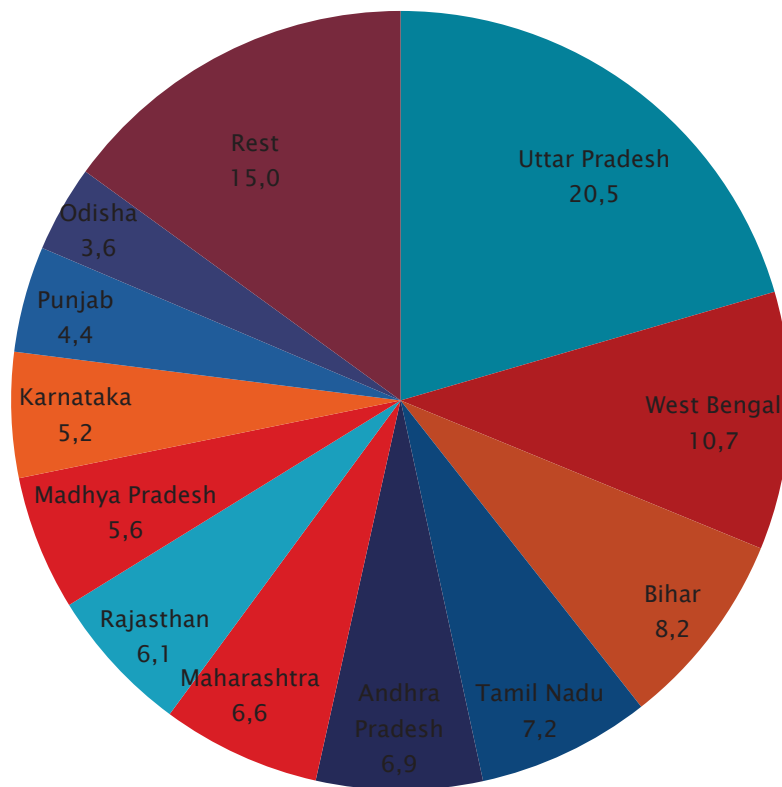




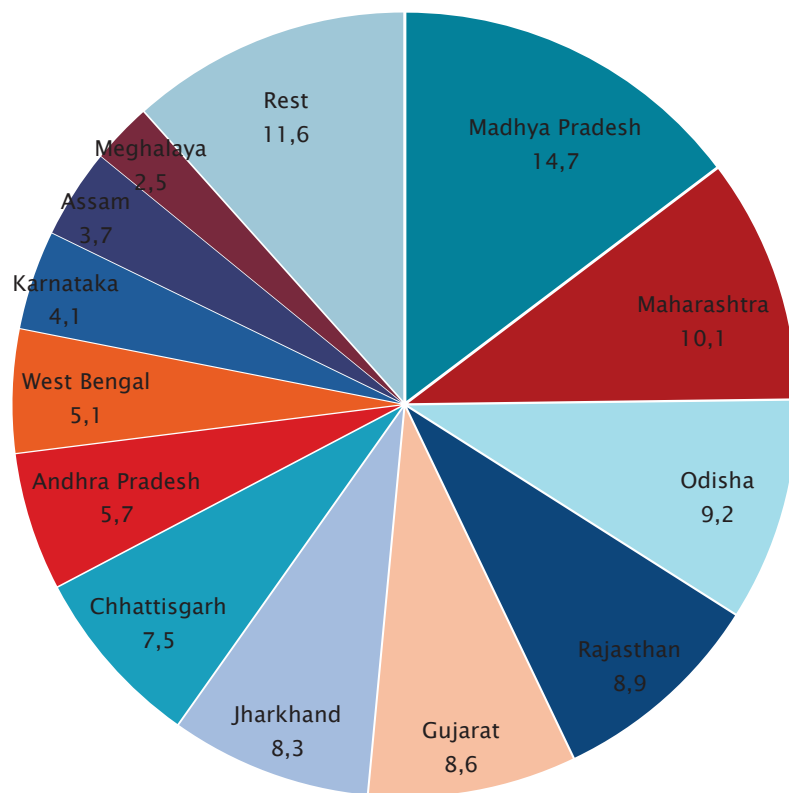


# Distribution of SCs Population by States – 2011

(In %)



# Distribution of STs Population by States - 2011



# States/UTs Ranked by Proportion of SCs – 2011

Top 5 States/UTs		Bottom 5 States/UTs	
Punjab	31.9%	Mizoram	0.1%
Himachal Pradesh	25.2%	Meghalaya	0.6%
West Bengal	23.5%	Goa	1.7%
Uttar Pradesh	20.7%	Dadra & Nagar Haveli	1.8%
Haryana	20.2%	Daman & Diu	2.5%

# States/UTs Ranked by Proportion of STs – 2011

Top 5 States/UTs		Bottom 5 States/UTs	
Lakshadweep	94.8%	Uttar Pradesh	0.6%
Mizoram	94.4%	Tamil Nadu	1.1%
Nagaland	86.5%	Bihar	1.3%
Meghalaya	86.1%	Kerala	1.5%
Arunachal Pradesh	68.8%	Uttarakhand	2.9%